

微型交流减速电机

6RK 交流减速电机 (120W~140W)(100mm)

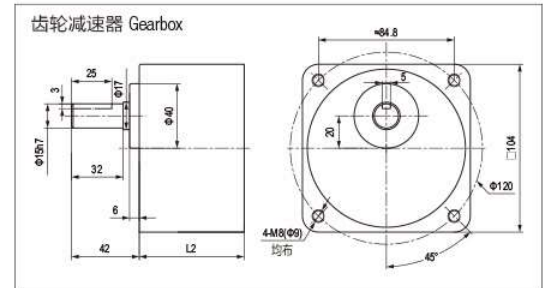
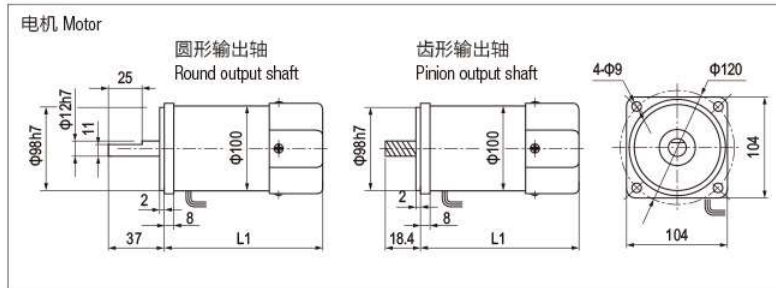


微型减速电机 Mini Gear Motor

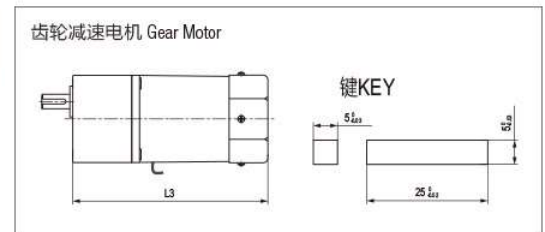
电机特性表 Specifications of Motor

电机类型 Motor Type	电机型号 Motor Model		功率 Power (W)	频率 Frequency (Hz)	电压 Voltage (V)	电流 Current (A)	起动转矩 Starting Torque (g.cm)	额定 Rated		起动电容 Starting Capacitance		齿轮型号 Gear Model	
	圆形轴 Round shaft	齿形轴 Pinion shaft						转矩 Torque (g.cm)	转数 Speed (rpm)	容量 Capacity (μF)	耐压 Withstand Voltage (V)	轴承 Bearing	中间齿轮 Intermediate Gear
可逆电机 Reversible motor	6RK120A-A	6RK120GU-A	120	50	110	2.40	9500	9000	1300	35	250	6GU-K	6GM10X
				60	110	2.20	7900	7550	1550	30			
	6RK120A-C	6RK120GU-C	120	50	220	1.20	9500	9000	1300	8	500	6GU-K	6GM10X
				60	220	1.10	7900	7550	1550	7			
	6RK140A-A	6RK140GU-A	140	50	110	2.80	11000	10500	1300	40	250	6GU-K	6GM10X
				60	110	2.60	9300	8800	1550	30			
	6RK140A-C	6RK140GU-C	140	50	220	1.40	11000	10500	1300	10	500	6GU-K	6GM10X
				60	220	1.30	9300	8800	1550	8			

外形尺寸 Outline Dimension



型号 Model	减速比 Reduction Ratio	L1 (mm)	L2 (mm)	L3 (mm)	h (mm)
6IK(RK)120A(GU)	1:3~1:300	142	65	207	10
6IK(RK)140A(GU)	1:3~1:300	142	65	207	10



扭矩表 Torque Table (Kg-cm)

(kg-cm × 9.8 ÷ 100) = N-m (牛顿·米)

同步转速: r/min		500	300	200	150	120	100	75	60	50	30	20	15	10	7.5	6	5	3
减速比 Gear reduction ratio	50Hz	3	5	7.5	10	12.5	15	20	25	30	50	75	100	150	200	250	300	500
	60Hz	3.6	6	9		15	18		30	36	60	90	120	180		300	360	600
允许负载 Permissible load	120W kg-cm	18.7	30.7	46	61	77	92	123	147	177	295	450	450	450	450	450	450	450
	140W kg-cm	22	36	53.5	71	90	107	143.5	171.5	206	340	450	450	450	450	450	450	450

表列数字是根据电机同步运转的转速，在额定负载情况下实际输出转速为同步运转转速的 80%~90%。浅灰色表示输出轴运转方向与电机转向相同，白色栏表示输出方向与电机轴转向相反。

Note: Speed figures are based on synchronous speed, The actual output speed, under rated torque conditions, is about 10~20% less than synchronous speed, a grey background indicates output shaft of geared motor rotates in the same direction as output shaft of motor. A white background indicates rotation in the opposite direction.